










## Choice Board

**Directions:** Choose at least one activity to do on Monday, Tuesday, and Wednesday

<p>What's your favorite sport or hobby? Make a list of why you like this sport or hobby. Draw a picture next to each reason you list.</p> 	<p>Pick a book and read it using only the pictures. It's okay if you make up a silly story based on the pictures!</p> 	<p>Go on a walk and use directional language to describe where things are in the environment (For example: The bird is sitting <b>on top</b> of the tree branch. The ball is <b>under</b> the car).</p> 	<p>Write an encouraging note to a neighbor and draw a picture that will make them smile. Leave it in their mailbox or tape it on their door.</p> 	<p>Have everyone in your family make a paper airplane and see who can fly theirs the farthest! Add objects to your plane to see if they make your plan fly further.</p> 
<p>Make a weekly grocery list that include your favorite meal items and snacks. Once you are done, put your list in alphabetical order.</p> 	<p>Go outside or look out your window and draw the weather and label everything you see. Draw a picture to represent what you see. Do this once a day. By the end of the week you will have an entire collection.</p> 	<p style="text-align: center;"><b>VOCABULARY DEVELOPMENT</b></p> <p>Go on a Treasure Hunt. Hide items around the house and give the child a description of each item to find. (Ex. It's soft, it's purple, and we use it to keep warm.)</p> 	<p style="text-align: center;"><b>Squiggle Story</b></p> <p>Draw a picture using the squiggle and then dictate a story about it. Be creative!</p> 	<p>Select 3 household items. Use your imagination and create a list what the items can magically turn into. Come up with as many new ideas as possible.</p> 